



GATES CVT DRIVE BELTS

Arctic Cat


Application	Eng Size	Year	Mfr Part No	ATV City P/N
50	49cc	2006	3303537	225.73G2644
50	49cc	2005-2004	3301113	225.67G3470
50 Automatic	50cc	2008	3303537	225.73G2644
90	81cc	2005-2004	3301756	225.73G2644
90	89cc	2004-2002	3301113	225.67G3470
90	90cc	2013-2010	3303095	225.70G2809
90	90cc	2008-2006	3303095	225.70G2809
90 DVX	90cc	2012-2010	3303095	225.70G2809
90 DVX SE	90cc	2009	3303095	225.70G2809
90 SE	90cc	2009	3303095	225.70G2809
250	249cc	2009-2006	3303782	225.98G3541
300	270cc	2013-2010	3303782	225.98G3541
300 DVX	270cc	2013-2009	3303782	225.98G3541
350	366cc	2012-2011	0823228	225.11G3218
366	366cc	2009-2008	0823228	225.11G3218
366 SE	366cc	2011-2010	0823228	225.11G3218
375 Automatic	376cc	2002	3402664	225.13G3218
400 Automatic	376cc	2008-2003	3402664	225.13G3218
400 Automatic ACT	376cc	2004-2003	3402664	225.13G3218
400 Automatic ACT MRP	376cc	2004	3402664	225.13G3218
400 Automatic LE	376cc	2007-2005	3402664	225.13G3218
400 Automatic MRP	376cc	2004-2003	3402664	225.13G3218
400 Automatic TBX	376cc	2006-2004	3402664	225.13G3218
400 Automatic TRV	376cc	2007-2006	3402664	225.13G3218
400 Automatic VP	376cc	2006-2005	3402664	225.13G3218
400 Core	366cc	2013	0823228	225.11G3218
400 DVX	398cc	2005	3402664	225.13G3218
425	443cc	2012-2011	0823228	225.11G3218
425 SE	443cc	2012	0823228	225.11G3218
450	443cc	2012-2011	0823228	225.11G3218
450 Core	443cc	2013	0823228	225.11G3218
450 GT	443cc	2012	0823228	225.11G3218
450 H1 EFI	443cc	2010	0823228	225.11G3218
450 LTD	443cc	2011	0823228	225.11G3218
500	493cc	2009	3402757	225.44G3569
500 Automatic	493cc	2008-2000	3402757	225.44G3569
500 Automatic LE	493cc	2006-2005	3402757	225.44G3569
500 Automatic M4	493cc	2008	3402757	225.44G3569
500 Automatic MRP	493cc	2004-2003	3402757	225.44G3569
500 Automatic TBX	493cc	2006-2002	3402757	225.44G3569
500 Automatic TRV	493cc	2008	3402757	225.44G3569



GATES CVT DRIVE BELTS

Arctic Cat (Continued)

Application	Eng Size	Year	Mfr Part No	ATV City P/N
500 Automatic TRV	493cc	2006-2004	3402757	225.44G3569
500 Core	443cc	2013	0823228	225.11G3218
500 XT	443cc	2013	0823228	225.11G3218
500i Automatic	493cc	2003-2002	3402757	225.44G3569
550	545cc	2013-2011	0823013	225.46G3569
550 GT	545cc	2012	0823013	225.46G3569
550 H1 EFI	545cc	2010-2009	0823013	225.46G3569
550 H1 EFI LE	545cc	2010-2009	0823013	225.46G3569
550 LTD	545cc	2013-2011	0823013	225.46G3569
550 S	545cc	2011	0823013	225.46G3569
550 XT	545cc	2013	0823013	225.46G3569
650	641cc	2011	0823013	225.46G3569
650 H1	641cc	2010	0823013	225.46G3569
650 H1 Automatic	641cc	2008-2007	0823013	225.46G3569
650 H1 Automatic	641cc	2005	0823013	225.46G3569
650 H1 Automatic LE	641cc	2007	0823013	225.46G3569
650 H1 Automatic TBX	641cc	2007	0823013	225.46G3569
650 H1 Automatic TRV	641cc	2008-2007	0823013	225.46G3569
650 H1 SE	641cc	2006	0823013	225.46G3569
650 H1 TRV LE	641cc	2007	0823013	225.46G3569
650 TBX	641cc	2009	0823013	225.46G3569
700	695cc	2012-2011	0823013	225.46G3569
700 Core	695cc	2013	0823013	225.46G3569
700 Diesel	686cc Diesel	2007	1402564	225.37G3672
700 Diesel (Alt Belt)	686cc Diesel	2007	3206042	
700 EFI Automatic	695cc	2008-2007	3403141	225.43G3596
700 EFI Automatic	695cc Diesel	2008	1402564	225.37G3672
700 EFI Automatic (Alt Belt)	695cc Diesel	2008	3206042	
700 EFI Automatic LE	695cc	2007	3403141	225.43G3596
700 EFI Automatic M4	695cc	2008	3403141	225.43G3596
700 EFI Automatic TRV LE	695cc	2008	3403141	225.43G3596
700 EFI SE	695cc	2006	3403141	225.43G3596
700 GT	695cc	2012	0823013	225.46G3569
700 H1 EFI	695cc	2010-2009	0823013	225.46G3569
700 H1 EFI 4x4 Auto SE	695cc	2008	0823013	225.46G3569
700 H1 EFI LE	695cc	2010-2009	0823013	225.46G3569
700 H1 EFI Mudpro	695cc	2009	0823013	225.46G3569
700 H1 EFI SE	695cc	2009	0823013	225.46G3569
700 LTD	695cc	2013-2011	0823013	225.46G3569
700 S	695cc	2011	0823013	225.46G3569



GATES CVT DRIVE BELTS

Arctic Cat (Continued)

Application	Eng Size	Year	Mfr Part No	ATV City P/N
700 XT	695cc	2013	0823013	225.46G3569
1000 GT	951cc	2012-2011	0823231	225.46G3596
1000 LTD	951cc	2011	0823231	225.46G3596
1000 XT	951cc	2013	0823231	225.46G3596
DVX 50	49cc	2006	3303537	225.73G2644
DVX 50	50cc	2008	3303537	225.73G2644
DVX 90	90cc	2013	3303095	225.70G2809
DVX 90	90cc	2008-2006	3303095	225.70G2809
DVX 250	249cc	2008-2006	3303782	225.98G3541
Mud Pro 650	641cc	2011	0823013	225.46G3569
Mud Pro 1000	951cc	2011	0823231	225.46G3596
MudPro 650 H1	641cc	2010	0823013	225.46G3569
MudPro 700	695cc	2012-2011	0823013	225.46G3569
MudPro 700 H1 EFI	695cc	2010	0823013	225.46G3569
MudPro 700 LTD	695cc	2013-2012	0823013	225.46G3569
MudPro 1000 H2 EFI	951cc	2010	0823231	225.46G3596
MudPro 1000 LTD	951cc	2013-2012	0823231	225.46G3596
TBX 700 H1 EFI	695cc	2010	0823013	225.46G3569
Thundercat 4x4 Auto SE	950cc	2008	0823231	225.46G3596
Thundercat 950 Automatic	950cc	2008	0823231	225.46G3596
Thundercat 1000 H2	951cc	2010-2009	0823231	225.46G3596
Thundercat 1000 H2 LE	951cc	2010	0823231	225.46G3596
TRV 400	366cc	2009	0823228	225.11G3218
TRV 400 Core	366cc	2013	0823228	225.11G3218
TRV 400 H1	366cc	2010	0823228	225.11G3218
TRV 450	443cc	2012-2011	0823228	225.11G3218
TRV 450 GT	443cc	2012	0823228	225.11G3218
TRV 500 Core	443cc	2013	0823228	225.11G3218
TRV 550	545cc	2011	0823013	225.46G3569
TRV 550 Cruiser	545cc	2012-2011	0823013	225.46G3569
TRV 550 GT	545cc	2012-2011	0823013	225.46G3569
TRV 550 H1 EFI	545cc	2010-2009	0823013	225.46G3569
TRV 550 H1 EFI LE	545cc	2009	0823013	225.46G3569
TRV 550 LTD	545cc	2013	0823013	225.46G3569
TRV 550 XT	545cc	2013	0823013	225.46G3569
TRV 650 H1	641cc	2009	0823013	225.46G3569
TRV 700	695cc	2011	0823013	225.46G3569
TRV 700 Cruiser	695cc	2012-2011	0823013	225.46G3569



GATES CVT DRIVE BELTS

Arctic Cat (Continued)

Application	Eng Size	Year	Mfr Part No	ATV City P/N
TRV 700 GT	695cc	2012-2011	0823013	225.46G3569
TRV 700 H1 EFI	695cc	2010	0823013	225.46G3569
TRV 700 H1 EFI Cruiser	695cc	2010-2009	0823013	225.46G3569
TRV 700 LTD	695cc	2013	0823013	225.46G3569
TRV 700 XT	695cc	2013	0823013	225.46G3569
TRV 1000 Cruiser	951cc	2012-2011	0823231	225.46G3596
TRV 1000 GT	951cc	2012	0823231	225.46G3596
TRV 1000 H2 EFI	951cc	2010	0823231	225.46G3596
TRV 1000 H2 EFI Cruiser	951cc	2010-2009	0823231	225.46G3596
TRV 1000 LTD	951cc	2013	0823231	225.46G3596
XC 450	443cc	2012-2011	0823228	225.11G3218
XC 450	445cc	2013	0823228	225.11G3218

Bombardier

Application	Eng Size	Year	Mfr Part No	ATV City P/N
DS50	49cc	2006-2004	A23100117000	225.67G3470
DS50	50cc	2003	A23100117000	225.67G3470
DS90	83cc	2006-2005	A23100117000	225.67G3470
Outlander 330 HO	325cc	2005-2004	420280280	225.26G3628
Outlander 400	400cc	2003	420280280	225.26G3628
Outlander 400 HO	400cc	2006	715900024	225.26G3628
Outlander 400 HO	400cc	2005-2004	420280280	225.26G3628
Outlander 400 HO XT	400cc	2006	715900024	225.26G3628
Outlander 400 HO XT	400cc	2005	420280280	225.26G3628
Outlander 800 HO EFI	800cc	2006	420280360	225.30G3750
Outlander 800 HO EFI XT	800cc	2006	420280360	225.30G3750
Outlander MAX 400 HO	400cc	2006	715900024	225.26G3628
Outlander MAX 400 HO	400cc	2005-2004	420280280	225.26G3628
Outlander MAX 400 HO XT	400cc	2006	715900024	225.26G3628
Outlander MAX 400 HO XT	400cc	2005	420280280	225.26G3628
Outlander MAX 800 HO EFI	800cc	2006	420280360	225.30G3750
Quest 500	498cc	2004	420280280	225.26G3628
Quest 500	498cc	2003-2002	711280200	225.30G3636
Quest 650	644cc	2004	420280200	225.30G3636
Quest 650	644cc	2003	711280200	225.30G3636
Quest 650	644cc	2002	715900023	225.30G3636
Quest 650 XT	644cc	2004	420280200	225.30G3636



GATES CVT DRIVE BELTS

Bombardier (Continued)

Application	Eng Size	Year	Mfr Part No	ATV City P/N
Quest MAX 650	644cc	2004	420280200	225.30G3636
Traxter 500 Auto CVT	498cc	2005	715900024	225.26G3628
Traxter 650 Auto CVT	644cc	2005	715900024	225.26G3628
Traxter MAX	498cc	2003	715900023	225.30G3636
Traxter MAX 500	498cc	2005	715900023	225.30G3636
Traxter MAX 650 Auto CVT	644cc	2005	715900023	225.30G3636
Traxter XL	498cc	2003	715900023	225.30G3636
Traxter XT	498cc	2003	715900023	225.30G3636

Can-Am

Application	Eng Size	Year	Mfr Part No	ATV City P/N
DS 250	249cc	2013-2008	S1B01RB101	225.95G3021
Outlander 400 EFI	400cc	2013-2011	420280280	225.26G3628
Outlander 400 EFI	400cc	2010-2009	715900024	225.26G3628
Outlander 400 EFI XT	400cc	2013-2011	420280280	225.26G3628
Outlander 400 EFI XT	400cc	2010-2009	715900024	225.26G3628
Outlander 400 HO	400cc	2008-2007	715900024	225.26G3628
Outlander 400 HO XT	400cc	2008-2007	715900024	225.26G3628
Outlander 500 EFI	500cc	2013-2009	715000302	225.30G3750
Outlander 500 EFI XT	500cc	2013-2009	715000302	225.30G3750
Outlander 500 HO EFI	500cc	2008-2007	715900030	225.30G3750
Outlander 500 HO EFI XT	500cc	2008-2007	715900030	225.30G3750
Outlander 650 EFI	650cc	2013-2009	715000302	225.30G3750
Outlander 650 EFI XT	650cc	2013-2009	715000302	225.30G3750
Outlander 650 HO EFI	650cc	2008-2007	715900030	225.30G3750
Outlander 650 HO EFI XT	650cc	2008-2007	715900030	225.30G3750
Outlander 800 HO EFI	800cc	2008	715000302	225.30G3750
Outlander 800 HO EFI	800cc	2007	715900030	225.30G3750
Outlander 800 HO EFI XT	800cc	2008	715000302	225.30G3750
Outlander 800 HO EFI XT	800cc	2007	715900030	225.30G3750
Outlander 800R EFI	800cc	2013-2009	715000302	225.30G3750
Outlander 800R EFI X MR	800cc	2012-2010	715000302	225.30G3750
Outlander 800R EFI X XC	800cc	2011-2010	715000302	225.30G3750
Outlander 800R EFI XT	800cc	2013-2009	715000302	225.30G3750
Outlander 1000 EFI	976cc	2013-2012	715000302	225.30G3750
Outlander 1000 EFI XT	976cc	2013-2012	715000302	225.30G3750
Outlander Max 400 HO	400cc	2008-2007	715900024	225.26G3628
Outlander Max 500 HO EFI	500cc	2008-2007	715900030	225.30G3750
Outlander Max 500 HO EFI XT	500cc	2008-2007	715900030	225.30G3750
Outlander Max 650 HO EFI	650cc	2008-2007	715900030	225.30G3750
Outlander Max 650 HO EFI XT	650cc	2008-2007	715900030	225.30G3750



GATES CVT DRIVE BELTS

CF Moto

Application	Eng Size	Year	Mfr Part No	ATV City P/N
Terralander 800 EFI	800cc	2013-2011	800055000	225.40G3569
Trail Tracker 600 EFI	594cc	2013-2011	180055000	225.40G3691
Trail Tracker EX 500 EFI	493cc	2013-2011	180055000	225.40G3691
Trail Tracker EX 600 EFI	594cc	2013-2011	180055000	225.40G3691

Kawasaki

Application	Eng Size	Year	Mfr Part No	ATV City P/N
Brute Force 650 4x4	633cc	2013	590110003	225.19G3218
Brute Force 650 4x4	633cc	2011-2005	590110003	225.19G3218
Brute Force 650 4x4i	633cc	2013-2011	590110003	225.19G3218
Brute Force 650 4x4i	633cc	2009-2007	590110003	225.19G3218
Brute Force 750 4x4i	749cc	2013-2012	590110019	225.13G3218
Brute Force 750 4x4i	749cc	2011-2005	590110003	225.19G3218
Brute Force 750 4x4i Realtree Hardwoods Green HD	749cc	2010	590110003	225.19G3218
KFX80	82cc	2006-2003	590115003	225.69G2919
KFX700	697cc	2009-2004	590110003	225.19G3218
KFX700 IG	697cc	2006-2004	590110003	225.19G3218
Prairie 300	290cc	2002-1999	590111065	225.23G3805
Prairie 360	362cc	2009-2008	590110003	225.19G3218
Prairie 360	362cc	2007	590110003	225.19G3218
Prairie 360	362cc	2006-2004	590110003	225.19G3218
Prairie 360	362cc	2003	590111084	225.19G3218
Prairie 360 4x4	362cc	2013-2010	590110003	225.19G3218
Prairie 360 4x4 Realtree Hardwoods Green HD	362cc	2011-2010	590110003	225.19G3218
Prairie 400	391cc	2002-1999	590111066	225.23G3935
Prairie 400	391cc	1998	590111060	225.29G4077
Prairie 400 4x4	391cc	1997	590111060	225.29G4077
Prairie 650	633cc	2002	590111080	225.19G3218
Prairie 650 4x4	633cc	2003	590111080	225.19G3218






GATES CVT DRIVE BELTS

Polaris


Application	Eng Size	Year	Mfr Part No	ATV City P/N
300	283cc	1995-1994	3211077	225.20G4022
400L	378cc	1995-1994	3211077	225.20G4022
ATP 330	329cc	2005-2004	3211077	225.20G4022
ATP 500 HO	499cc	2005-2004	3211069	225.19G4006E
Big Boss 4x6	244cc	1992-1989	3211077	225.20G4022
Big Boss 6x6	244cc	1992-1991	3211077	225.20G4022
Big Boss 250 6x6	244cc	1993	3211077	225.20G4022
Big Boss 300 6x6	283cc	1994	3211077	225.20G4022
Big Boss 350L 6x6	352cc	1993	3211077	225.20G4022
Big Boss 400L 6x6	378cc	1997-1994	3211077	225.20G4022
Big Boss 500 6x6 (W/EBS)	499cc	1999-1998	3211069	225.19G4006E
Big Boss 500 6x6 (W/O EBS)	499cc	1999-1998	3211077	225.20G4022
Cyclone	244cc	1987	3211077	225.20G4022
Diesel	455cc Diesel	2001-1999	3211069	225.19G4006E
Hawkeye 300	299cc	2007-2006	3211108	225.38G4266
Magnum 4x4	425cc	1997	3211077	225.20G4022
Magnum 6x6	425cc	1997-1996	3211077	225.20G4022
Magnum 325 (W/EBS)	325cc	2002-2000	3211069	225.19G4006E
Magnum 325 (W/O EBS)	325cc	2002-2000	3211077	225.20G4022
Magnum 330	329cc	2006-2005	3211077	225.20G4022
Magnum 330 (W/EBS)	329cc	2004-2003	3211069	225.19G4006E
Magnum 330 (W/O EBS)	329cc	2004-2003	3211077	225.20G4022
Magnum 425	425cc	1997-1995	3211077	225.20G4022
Magnum 425 (W/EBS)	425cc	1998	3211069	225.19G4006E
Magnum 425 (W/O EBS)	425cc	1998	3211077	225.20G4022
Magnum 500	499cc	2002-2001	3211069	225.19G4006E
Magnum 500	499cc	1999	3211069	225.19G4006E
Magnum 500 4x4 HDS	499cc	2003	3211069	225.19G4006E
Magnum 500 (W/EBS)	499cc	2000	3211069	225.19G4006E
Magnum 500 (W/O EBS)	499cc	2000	3211077	225.20G4022
Predator 90	89cc	2006-2003	450239	225.67G3470
Scrambler	244cc	1986-1985	3211077	225.20G4022
Scrambler	378cc	1996-1995	3211077	225.20G4022
Scrambler 90	89cc	2003-2001	450239	225.67G3470
Scrambler 400	378cc	1999-1998	3211077	225.20G4022
Scrambler 400 2x4	378cc	2002-2000	3211077	225.20G4022
Scrambler 400 4x4	378cc	2002-2000	3211077	225.20G4022
Scrambler 400L	378cc	1997	3211077	225.20G4022
Scrambler 500	498cc	2000	3211077	225.20G4022
Scrambler 500	499cc	2009-2003	3211077	225.20G4022
Scrambler 500	499cc	2001	3211077	225.20G4022
Scrambler 500	499cc	1999-1997	3211077	225.20G4022



GATES CVT DRIVE BELTS

Polaris (Continued)


Application	Eng Size	Year	Mfr Part No	ATV City P/N
Scrambler 500 2x4	499cc	2002	3211077	225.20G4022
Scrambler 500 4x4	498cc	2012-2010	3211077	225.20G4022
Scrambler 500 4x4	499cc	2002	3211077	225.20G4022
Scrambler XP 850 HO	850cc	2013	3211123	225.23G3836
Sport 400	378cc	2001	3211077	225.20G4022
Sport 400	378cc	1999-1998	3211077	225.20G4022
Sport 400L	378cc	1997-1994	3211077	225.20G4022
Sportsman 4x4	378cc	1997-1994	3211077	225.20G4022
Sportsman 90	89cc	2006-2002	0450239	225.67G3470
Sportsman 300	298cc	2010	3211131	225.38G4266
Sportsman 300	299cc	2009-2008	3211131	225.38G4266
Sportsman 335	334cc	2001-1998	3211077	225.20G4022
Sportsman 400	425cc	2005-2002	3211077	225.20G4022
Sportsman 400 HO	455cc	2013	3211077	225.20G4022
Sportsman 400 HO	455cc	2012-2011	3211077	225.20G4022
Sportsman 400 HO	455cc	2010-2008	3211131	225.38G4266
Sportsman 450	455cc	2007-2006	3211077	225.20G4022
Sportsman 500	499cc	1997-1996	3211077	225.20G4022
Sportsman 500 6x6	499cc	2008-2000	3211077	225.20G4022
Sportsman 500 (W/EBS)	499cc	2001-1998	3211069	225.19G4006E
Sportsman 500 (W/O EBS)	499cc	2001-1998	3211077	225.20G4022
Sportsman 500 EFI	499cc	2009-2008	3211113	225.19G3982
Sportsman 500 EFI	499cc	2007	3211077	225.20G4022
Sportsman 500 EFI	499cc	2006	3211091	225.19G3982E
Sportsman 500 EFI Touring	499cc	2009-2008	3211113	225.19G3982
Sportsman 500 EFI X2	499cc	2009-2008	3211113	225.19G3982
Sportsman 500 HO	498cc	2013	3211077	225.20G4022
Sportsman 500 HO	498cc	2012-2009	3211077	225.20G4022
Sportsman 500 HO	499cc	2008	3211077	225.20G4022
Sportsman 500 HO	499cc	2006	3211077	225.20G4022
Sportsman 500 HO	499cc	2005-2003	3211095	225.20G4022E
Sportsman 500 HO (W/EBS)	499cc	2002	3211069	225.19G4006E
Sportsman 500 HO (W/O EBS)	499cc	2002	3211077	225.20G4022
Sportsman 500 X2	499cc	2007	3211113	225.19G3982
Sportsman 550	549cc	2012-2010	3211123	225.23G3836
Sportsman 550 EPS	549cc	2012-2010	3211123	225.23G3836
Sportsman 600 Twin	597cc	2005-2003	3211091	225.19G3982E
Sportsman 700 EFI	683cc	2007	3211116	225.20G3982
Sportsman 700 EFI	683cc	2006	3211091	225.19G3982E
Sportsman 700 EFI X2	683cc	2008	3211113	225.19G3982
Sportsman 700 Military Vehicle	683cc	2005	3211091	225.19G3982E
Sportsman 700 Twin	683cc	2006-2002	3211091	225.19G3982E
Sportsman 700 Twin EFI	683cc	2005-2004	3211091	225.19G3982E



GATES CVT DRIVE BELTS

Polaris (Continued)

Application	Eng Size	Year	Mfr Part No	ATV City P/N
Sportsman 800 EFI	760cc	2013-2008	3211113	225.19G3982
Sportsman 800 EFI	760cc	2007	3211116	225.20G3982
Sportsman 800 EFI	760cc	2006	3211106	225.19G4022
Sportsman 800 EFI Touring	760cc	2009-2008	3211113	225.19G3982
Sportsman 800 EFI X2	760cc	2009-2007	3211113	225.19G3982
Sportsman 800 Twin EFI	760cc	2005	3211106	225.19G4022
Sportsman Big Boss 6x6 800	760cc	2013-2009	3211113	225.19G3982
Sportsman MV7	683cc	2006	3211091	225.19G3982E
Sportsman Touring 500 HO	498cc	2013-2010	3211113	225.19G3982
Sportsman Touring 550 EPS	549cc	2012-2010	3211123	225.23G3836
Sportsman Touring 850 EPS	850cc	2013-2010	3211123	225.23G3836
Sportsman X2 500	499cc	2006	3211091	225.19G3982E
Sportsman X2 550	549cc	2012-2010	3211123	225.23G3836
Sportsman X2 850 LE	850cc	2011	3211123	225.23G3836
Sportsman XP 550 EFI	549cc	2009	3211123	225.23G3836
Sportsman XP 850	850cc	2013-2010	3211123	225.23G3836
Sportsman XP 850 EFI	850cc	2009	3211123	225.23G3836
Sportsman XP 850 EPS	850cc	2012-2010	3211123	225.23G3836
Trail Blazer	244cc	2002-1997	3211077	225.20G4022
Trail Blazer	244cc	1995-1990	3211077	225.20G4022
Trail Blazer 250	244cc	2006-2003	3211077	225.20G4022
Trail Blazer 330	329cc	2013-2008	3211077	225.20G4022
Trail Blazer 400	378cc	2003	3211077	225.20G4022
Trail Blazer ES	244cc	1997-1996	3211077	225.20G4022
Trail Boss	244cc	1987-1985	3211077	225.20G4022
Trail Boss	325cc	2002-2001	3211077	225.20G4022
Trail Boss 250	244cc	1999-1988	3211077	225.20G4022
Trail Boss 325	325cc	2000	3211077	225.20G4022
Trail Boss 330	329cc	2013-2003	3211077	225.20G4022
Trail Boss 350L	350cc	1991-1990	3211077	225.20G4022
Trail Boss 350L	352cc	1993-1992	3211077	225.20G4022
X2 500 EFI	499cc	2007	3211113	225.19G3982
X2 800 EFI	760cc	2007	3211113	225.19G3982
Xplorer	244cc	2002-2000	3211077	225.20G4022
Xplorer 300	283cc	1999-1996	3211077	225.20G4022
Xplorer 400	378cc	2002-1998	3211077	225.20G4022
Xplorer 400L	378cc	1997-1995	3211077	225.20G4022
Xplorer 500	499cc	1997	3211077	225.20G4022
Xpress 300	283cc	1999-1996	3211077	225.20G4022
Xpress 400L	378cc	1997-1996	3211077	225.20G4022



GATES CVT DRIVE BELTS

Suzuki

Application	Eng Size	Year	Mfr Part No	ATV City P/N
Eiger Auto 400	376cc	2007-2002	2760138F00	225.19G3218
King Quad 400	376cc	2013-2008	2760138F00	225.19G3218
King Quad 450	454cc	2010-2007	2760111H00	225.27G3450
King Quad 500	493cc	2013-2011	2760111H00	225.27G3450
King Quad 500	493cc	2009	2760111H00	225.27G3450
King Quad 700	695cc	2007-2005	2760131G00	225.43G3596
King Quad 750	722cc	2013-2011	2760131G00	225.43G3596
King Quad 750	722cc	2009-2008	2760131G00	225.43G3596
QuadRunner	82cc	1992-1987	2760140B01	225.69G2919
QuadRunner	493cc	2001-2000	2760109F51	225.44G3569
QuadSport 80	82cc	2006-2005	2760138F00	225.19G3218
QuadSport 80	82cc	2004-1993	2760140B01	225.69G2919
Twin Peaks 700	697cc	2005-2004	K590110003	225.13G3218
Vinson 500	493cc	2002	2760109F60	225.44G3569
Vinson Auto 500	493cc	2007-2003	2760109F60	225.44G3569

Yamaha

Application	Eng Size	Year	Mfr Part No	ATV City P/N
Breeze	124cc	2004-1991	3FA176410000	225.78G3640
Bruin 350	348cc	2006-2004	5UH176410000	225.16G3332
Grizzly	595cc	1999-1998	4WV176410000	225.30G3596
Grizzly 125	124cc	2009-2004	3FA176410000	225.78G3640
Grizzly 125 Automatic	124cc	2013-2010	3FA176410000	225.78G3640
Grizzly 350 Auto 4x4	348cc	2013-2008	5UH176410100	225.16G3332
Grizzly 350 Auto 4x4	348cc	2007	5UH176410000	225.16G3332
Grizzly 350 Auto 4x4 IRS	348cc	2011-2008	5UH176410100	225.16G3332
Grizzly 350 Auto 4x4 IRS	348cc	2007	5UH176410000	225.16G3332
Grizzly 350 Automatic	348cc	2011-2008	5UH176410100	225.16G3332
Grizzly 350 Automatic	348cc	2007	5UH176410000	225.16G3332
Grizzly 400 Automatic	401cc	2008	5GH176411000	225.19G3242
Grizzly 400 Automatic	401cc	2007	5GH176410000	225.19G3242
Grizzly 450 Auto 4x4	421cc	2013-2010	5GH176411000	225.19G3242
Grizzly 450 Auto 4x4	421cc	2008	5GH176411000	225.19G3242
Grizzly 450 Auto 4x4	421cc	2007	5GH176410000	225.19G3242
Grizzly 450 Auto 4x4 EPS	421cc	2013-2010	5GH176411000	225.19G3242
Grizzly 450 Automatic	421cc	2009-2008	5GH176411000	225.19G3242
Grizzly 450 Automatic	421cc	2007	5GH176410000	225.19G3242
Grizzly 550 Automatic	558cc	2009	28P176410000	225.29G3596
Grizzly 550 FI Auto 4x4	558cc	2013-2010	28P176410000	225.29G3596
Grizzly 550 FI Auto 4x4 EPS	558cc	2013-2010	28P176410000	225.29G3596
Grizzly 600	595cc	2001-2000	4WV176410000	225.30G3596
Grizzly 660	660cc	2003-2002	5KM176410000	225.29G3596



GATES CVT DRIVE BELTS

Yamaha(Continued)

Application	Eng Size	Year	Mfr Part No	ATV City P/N
Grizzly 660 Automatic	660cc	2008	5KM176410100	225.29G3596
Grizzly 660 Automatic	660cc	2007-2004	5KM176410000	225.29G3596
Grizzly 700 FI Auto 4x4	686cc	2013-2011	28P176410000	225.29G3596
Grizzly 700 FI Auto 4x4	686cc	2010-2007	3B4176410000	225.29G3596
Grizzly 700 FI Auto 4x4 EPS	686cc	2013-2011	28P176410000	225.29G3596
Grizzly 700 FI Auto 4x4 EPS	686cc	2010-2008	3B4176410000	225.29G3596
Grizzly 700 FI Auto 4x4 EPS SE	686cc	2013-2011	28P176410000	225.29G3596
Grizzly 700 FI Auto 4x4 EPS SE	686cc	2010-2009	3B4176410000	225.29G3596
Kodiak 400	401cc	2003-2000	5GH176410000	225.19G3242
Kodiak 400 Automatic	401cc	2006-2004	5GH176410000	225.19G3242
Kodiak 450	449cc	2003	5GH176410000	225.19G3242
Kodiak 450 Automatic	421cc	2006	5GH176410000	225.19G3242
Kodiak 450 Automatic	449cc	2005-2004	5GH176410000	225.19G3242
Wolverine 350	348cc	2009-2008	5UH176410100	225.16G3332
Wolverine 350	348cc	2007-2006	5UH176410000	225.16G3332

UTVs



Arctic Cat, Inc

Application	Eng Size	Year	Mfr Part No	ATV City P/N
650 H1 Prowler	641cc	2008-2007	0823013	225.46G3569
650 H1 Prowler M4	641cc	2008	0823013	225.46G3569
650 H1 Prowler XT	641cc	2008-2006	0823013	225.46G3569
700 Prowler XTX LE	695cc	2008	0823013	225.46G3569
Prowler 550 H1 EFI	545cc	2009	0823013	225.46G3569
Prowler HDX 700	695cc	2013-2011	0823013	225.46G3569
Prowler XT 550	545cc	2013-2010	0823013	225.46G3569
Prowler XT 650 H1	641cc	2009	0823013	225.46G3569
Prowler XTX 700	695cc	2013-2010	0823013	225.46G3569
Prowler XTX 700 H1 EFI	695cc	2009	0823013	225.46G3569
Prowler XTX 700 H1 EFI LE	695cc	2009	0823013	225.46G3569
Prowler XTZ 1000	951cc	2013-2010	0823231	225.46G3596
Prowler XTZ 1000 H2 EFI	951cc	2009	0823231	225.46G3596
Super Duty Diesel 700	686cc Diesel	2013-2010	01402564	225.37G3672
TBX 700 GT	695cc	2012	0823013	225.46G3569
TBX 700 LTD	695cc	2011	0823013	225.46G3569
TBX 700 XT	695cc	2013	0823013	225.46G3569
Wildcat 1000 HO	951cc	2013-2012	0823231	225.46G3596
Wildcat 1000 HO Limited	951cc	2013	0823231	225.46G3596



GATES CVT DRIVE BELTS

UTVs

Argo

Application	Eng Size	Year	Mfr Part No	ATV City P/N
700 HD 8x8	674cc	2012-2010	127137	225.20G4154
750 HDi 8x8	748cc	2012-2010	127137	225.20G4154
Avenger 8x8	674cc	2007-2004	127137	225.20G4154
Avenger 700 8x8	674cc	2009-2008	127137	225.20G4154
Avenger 750 EFI 8x8	748cc	2009-2008	127137	225.20G4154
Avenger EFI 8x8	748cc	2007	127137	225.20G4154
Bigfoot 6x6	570cc	2007-2000	12556	225.48G5122
Conquest 6x6	617cc	2007-2003	12556	225.48G5122
Conquest 8x8	617cc	2007-2006	12556	225.48G5122
Conquest 8x8	620cc	2005-2000	12556	225.48G5122
Response 8x8	570cc	2007-2000	12556	225.48G5122
Vanguard 2 6x6	480cc	2007-2000	12556	225.48G5122
Vanguard 6x6	480cc	2007-2000	12556	225.48G5122

Can-Am

Application	Eng Size	Year	Mfr Part No	ATV City P/N
Commander 800R EFI	800cc	2013-2011	715000302	225.30G3750
Commander 800R EFI DPS	800cc	2013	715000302	225.30G3750
Commander 800R EFI XT	800cc	2013-2011	715000302	225.30G3750
Commander 1000 EFI	976cc	2012-2011	715000302	225.30G3750
Commander 1000 EFI Limited	976cc	2012	715000302	225.30G3750
Commander 1000 EFI X	976cc	2012-2011	715000302	225.30G3750
Commander 1000 EFI XT	976cc	2012-2011	715000302	225.30G3750

CF - Moto

Application	Eng Size	Year	Mfr Part No	ATV City P/N
Snyper 600 EFI	594cc	2013-2011	180055000	225.40G3691
Swat 500 CR	493cc	2013-2011	180055000	225.40G3691
Swat 600 EFI	594cc	2013-2011	180055000	225.40G3691

Cushman

Application	Eng Size	Year	Mfr Part No	ATV City P/N
Gator	617cc	2005-1993	M125383	225.24G5596
Gator	658cc Diesel	2004	M125383	225.24G5596



GATES CVT DRIVE BELTS


UTVs

John Deere

Application	Eng Size	Year	Mfr Part No	ATV City P/N
Gator RSX 850i	839cc	2013	M168196	225.23G4340
Gator RSX 850i Sport	839cc	2013	M168196	225.23G4340
Gator RSX 850i Trail	839cc	2013	M168196	225.23G4340
Gator RSX 850i XUV	850cc	2012	M168196	225.23G4340
Gator XUV 550	570cc	2012	M161702	225.28G4573
Gator XUV 550 S4	570cc	2012	M161702	225.28G4573
Gator XUV 825I	812cc	2012-2011	M158189	225.32G4588
Gator XUV 855D	854cc Diesel	2012-2011	M158189	225.32G4588
M-Gator A-2	854cc Diesel	2012	M158189	225.32G4588
Trail Gator	617cc	2005-1999	M125383	225.24G5596
Trail Gator	658cc Diesel	2006-2004	M125383	225.24G5596
Worksite Gator	617cc	2004-2001	M125383	225.24G5596

Kawasaki

Application	Eng Size	Year	Mfr Part No	ATV City P/N
Mule 600	401cc	2013-2005	590110011	225.03G3470
Mule 610 4x4	401cc	2013-2005	590110011	225.03G3470
Mule 610 4x4 Realtree APG HD	401cc	2010	590110011	225.03G3470
Mule 610 4x4 XC	401cc	2013-2010	590110011	225.03G3470
Mule 1000	454cc	1998-1995	590111053	225.24G4108
Mule 2010 4x4	540cc	1992-1990	590111053	225.24G4108
Mule 2020 2x4	540cc	1992-1990	590111053	225.24G4108
Mule 2030 Turf	540cc	1992-1990	590111053	225.24G4108
Mule 2500	617cc	2001-2000	590111070	225.20G4272
Mule 2500	617cc	1999-1994	590111057	225.27G4313
Mule 2510 4x4	617cc	2001-2000	590111070	225.20G4272
Mule 2510 4x4	617cc	1999-1995	590111057	225.27G4313
Mule 2510 Diesel	953cc Diesel	2003-2000	590111078	225.28G4313
Mule 2520	617cc	2003-2001	590111070	225.20G4272
Mule 2520 Turf	617cc	2000-1994	590111057	225.27G4313
Mule 3000	617cc	2008-2001	590111077	225.24G4108
Mule 3010 4x4	617cc	2008-2001	590111077	225.24G4108
Mule 3010 Trans 4x4	617cc	2008-2005	590111077	225.24G4108
Mule 3020	617cc	2003-2001	590111077	225.24G4108
Mule 4000	617cc	2013-2009	590111077	225.24G4108
Mule 4010 4x4	617cc	2013-2009	590111077	225.24G4108
Mule 4010 Trans 4x4	617cc	2013-2009	590111077	225.24G4108
Mule 4010 Trans 4x4 Realtree APG HD	617cc	2011-2010	590111077	225.24G4108
Teryx 750	749cc	2009-2008	590110019	225.13G3218
Teryx 750 4x4	749cc	2011-2010	590110019	225.13G3218



GATES CVT DRIVE BELTS

UTVs

Kawasaki (Continued)

Application	Eng Size	Year	Mfr Part No	ATV City P/N
Teryx 750 4x4 LE	749cc	2010	590110019	225.13G3218
Teryx 750 4x4 LE	749cc	2008	590110019	225.13G3218
Teryx 750 4x4 LE Realtree APG HD	749cc	2011-2010	590110019	225.13G3218
Teryx 750 4x4 NRA Outdoors	749cc	2008	590110019	225.13G3218
Teryx 750 FI 4x4	749cc	2013-2011	590110019	225.13G3218
Teryx 750 FI 4x4	749cc	2009-2008	590110019	225.13G3218
Teryx 750 FI 4x4 LE	749cc	2013-2011	590110019	225.13G3218
Teryx 750 FI 4x4 LE	749cc	2009	590110019	225.13G3218
Teryx 750 FI 4x4 LE Camo	749cc	2013-2012	590110019	225.13G3218
Teryx 750 FI 4x4 LE SGE	749cc	2012	590110019	225.13G3218
Teryx 750 FI 4x4 NRA Outdoors	749cc	2009	590110019	225.13G3218
Teryx 750 FI 4x4 Sport	749cc	2013-2009	590110019	225.13G3218
Teryx 750 Sport	749cc	2009	590110019	225.13G3218

Polaris

Application	Eng Size	Year	Mfr Part No	ATV City P/N
Ranger	425cc	2004-2000	3211077	225.20G4022
Ranger	455cc	2013-2010	3211077	225.20G4022
Ranger	498cc	2013-2011	3211113	225.19G3982
Ranger	498cc	2010	3211077	225.20G4022
Ranger	499cc	2009-1998	3211077	225.20G4022
Ranger	683cc	2009-2008	3211118	225.24G4022
Ranger	760cc	2013	3211133	225.24G4022
Ranger 6x6	760cc	2013-2010	3211133	225.24G4022
Ranger Crew	498cc	2013-2011	3211113	225.19G3982
Ranger Crew	683cc	2009-2008	3211118	225.24G4022
Ranger Crew	760cc	2013-2010	3211133	225.24G4022
Ranger Crew Diesel	904cc Diesel	2013-2012	3211135	225.33G3836
Ranger Crew EPS	760cc	2011	3211133	225.24G4022
Ranger Diesel	904cc Diesel	2013-2011	3211135	225.33G3836
Ranger HD	683cc	2009	3211118	225.24G4022
Ranger HD	760cc	2010	3211133	225.24G4022
Ranger HD EPS	760cc	2012-2011	3211133	225.24G4022
Ranger RZR	760cc	2012-2008	3211113	225.19G3982
Ranger RZR 4	760cc	2012	3211133	225.24G4022
Ranger RZR 4 EPS	760cc	2011	3211133	225.24G4022
Ranger RZR S	760cc	2012-2010	3211133	225.24G4022
Ranger RZR S	760cc	2009	3211130	225.19G4022
Ranger RZR SW	760cc	2012-2010	3211133	225.24G4022
Ranger RZR XP	875cc	2012	3211148	225.21G4140
Ranger RZR XP	875cc	2011	3211142	225.21G4140



GATES CVT DRIVE BELTS

UTVs

Polaris (Continued)

Application	Eng Size	Year	Mfr Part No	ATV City P/N
Ranger TM	653cc	2006-2004	3211101	225.33G4828
Ranger XP	683cc	2009-2008	3211118	225.24G4022
Ranger XP	683cc	2007-2005	3211106	225.19G4022
Ranger XP	760cc	2012-2010	3211133	225.24G4022
Ranger XP EPS	760cc	2012-2011	3211133	225.24G4022
RZR 4 800	760cc	2013	3211133	225.24G4022
RZR 800	760cc	2013	3211113	225.19G3982
RZR S 800	760cc	2013	3211133	225.24G4022
RZR XP 4 900	875cc	2013	3211148	225.21G4140
RZR XP 900	875cc	2013	3211148	225.21G4140
Worker 335	334cc	1999	3211077	225.20G4022
Worker 500	499cc	1999	3211077	225.20G4022
Worker 500 (W/EBS)	499cc	2001	3211069	225.19G4006E
Worker 500 (W/O EBS)	499cc	2001	3211077	225.20G4022

Yamaha

Application	Eng Size	Year	Mfr Part No	ATV City P/N
G11	301cc	2001	J55G62410000	225.24G3884
G21	357cc	2004-2001	J55G62410000	225.24G3884
Pro Hauler 700 Automatic	357cc	2006-2004	J55G62410000	225.24G3884
Pro Hauler 1000 Automatic	357cc	2005-2004	J55G62410000	225.24G3884
Rhino 450 Automatic	421cc	2009-2006	5GH176411000	225.19G3242
Rhino 660 Automatic	660cc	2008-2007	5KM176410100	225.29G3596
Rhino 660 Automatic	660cc	2006-2004	5KM176410000	225.29G3596
Rhino 700 Automatic	686cc	2011-2008	5B4176410000	225.26G3596
Rhino 700 FI Auto 4x4	686cc	2013-2012	5B4176410000	225.26G3596
U-Max	357cc	2008-2004	J55G62410000	225.24G3884

